



### FAQ: SELF-PACED ONLINE MODULES

#### Q 1: What are Self-Paced Online Modules?

Ans: Four self-paced online modules [SET A, SET B, SET C and SET D] encompassing different fields have been introduced in the New Scheme of Education and Training.

As the name suggests, Self-Paced Online Module is a course which a student can learn and qualify at his/her own pace after registering in Final Course.

#### Q 2: What are the subjects in Self-Paced Online Modules?

Ans: Self-Paced Online Modules, comprising the Following Papers and students have to undergo prescribed hours of learning through New Portal ICAI digital Learning Campus at <https://lms.icai.org/login> as under:

Self-Paced Module	Paper	Duration in Hours
SET A	Corporate and Economic Laws <b>(100 Marks)</b> <b>[Mandatory]</b>	40
SET B	Strategic Cost and Performance Management <b>(100 Marks) [Mandatory]</b>	40
<b>SET C: Elective (Choose one) (100 Marks)</b>		
1	Risk Management	20
2	Sustainable Development and Sustainability Reporting	20
3	Public Finance and Government Accounting	20
4	Insolvency and Bankruptcy Code, 2016	20
5	International Taxation	20
6	Arbitration and Conciliation Act, 1996	
7	Forensic Accounting	20
8	Valuation	20
9	Financial Services and Capital Markets	20
10	Forex and Treasury Management	20
<b>SET D: Multidisciplinary (Choose one) (100 Marks)</b>		
1	Constitution of India and Art of Advocacy	20
2	Psychology and Philosophy	20
3	Entrepreneurship and Start up Ecosystem	20
4	Digital Ecosystem and Controls	20

#### Q 3: What is the registration process for Self-Paced Online Modules?

Ans: At the time of registration in Final Course, students would also be registering for Self-Paced Online Modules. The Final Course registration form will have the option for selecting

the subjects under Self-Paced Online Modules SET C and SET D. No separate fee is payable for registration of Self-Paced Online Modules.

**Q 4: Whether papers in Self-Paced Online Modules are mandatory?**

Ans: SET A: Corporate and Economic Laws and SET B: Strategic Cost and Performance Management are mandatory papers under Self-Paced Online Modules. SET C and SET D are comprising of 10 subjects and 4 subjects respectively. A student, as per his/her interest, have to opt any one of the subjects from each SET C and SET D.

**Q 5: What will be the manner of learning of Self-Paced Online Modules?**

Ans: The study materials for the Self-Paced Online Modules for all subjects have been uploaded in the BoS Knowledge Portal. Physical Study Material of SET A and SET B, physical Study Material are also be made available. Besides e-Books, video lectures of experts in the relevant subject area, will be made available to the students.

The Institute has developed New Portal ICAI digital Learning Campus at <https://lms.icaai.org/login> whereat Students can undergo prescribed learning hours for each Self-Paced Online Module for being eligible to appear in the respective examination conducted by Examination Department.

**Q 6: What will be the level of understanding required for SET A, SET B, SET C and SET D?**

Ans: Expert knowledge is expected in SET A and SET B. Working knowledge is expected in SET C and SET D.

**Q 7: What is the requirement for qualifying Self-Paced Online Modules?**

Ans: A student is declared to have qualified a Self-Paced Online Module if he/she secures a minimum of 50% marks in that module. There will be no restriction on the number of attempts for each module.

**Q 8: Is there any negative marking in Self-Paced Online Modules?**

Ans. There is no negative marking in examination of Self-Paced Online Modules.

**Q 9: Will the marks secured in Self-Paced Online Modules be aggregated with the marks obtained in Final Examination for passing the Final Examination?**

Ans: The marks secured in Self-Paced Online Modules will not be aggregated with the marks obtained in the Final Examination.

**Q 10: What are the Hardware and Software requirements to undergo Self-Paced Online Learning at ICAI Digital Learning Campus**  
<https://lms.icai.org/login>

Ans. **Hardware requirements:**

- **Desktop Computers: Processor:**

Dual-core or higher (e.g., Intel Core i3 or AMD Ryzen 3)

RAM: 2GB or higher

The desktop must have a Webcam.

- **Laptops and Notebooks:**

Processor: Dual-core or higher (e.g., Intel Core i3 or AMD Ryzen 3)

RAM: 2GB or higher

The laptop must have a Webcam.

**Software requirements:**

- **Web Browser:**

The system should be compatible with modern web browsers such as Google Chrome, Mozilla Firefox, Safari, and Microsoft Edge.

- **Internet Connection:**

It is mandatory for a student to have a connection speed of minimum 2 to 5 Mbps for the student to complete the assessments and topics available on the LMS.

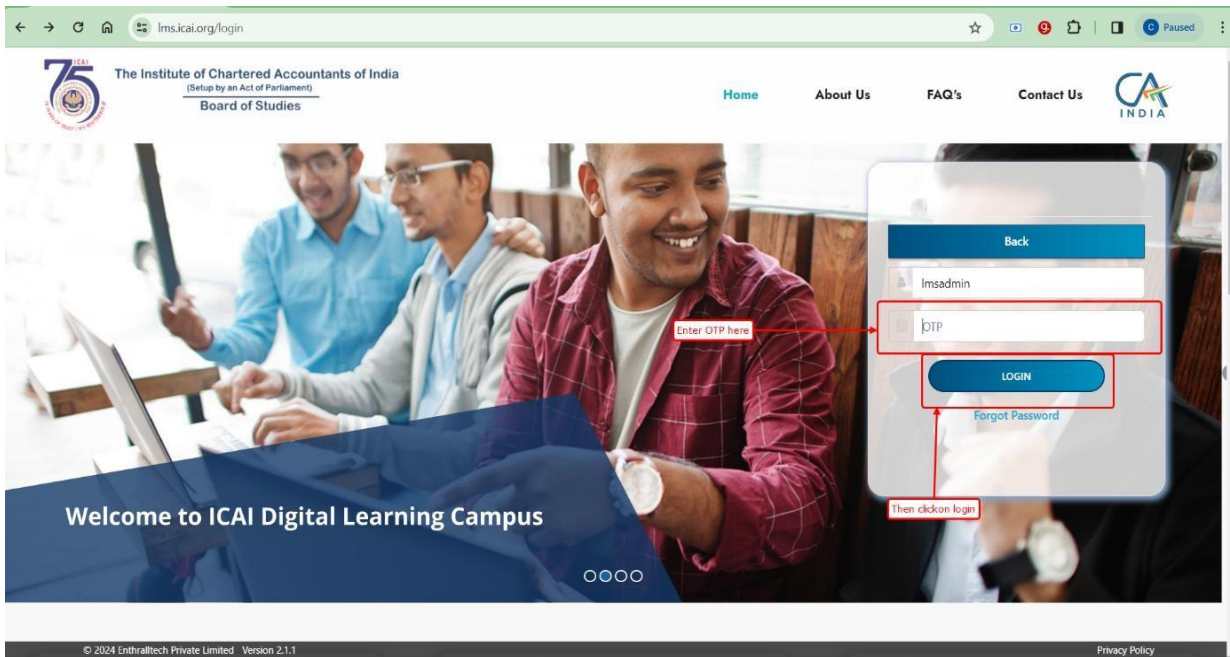
**Q 11: Where to Login to access the Self-Paced Online Module SET-A and SET-B to undergo requisite Hours ?**

Ans. The student has to visit URL: <https://lms.icai.org/login>

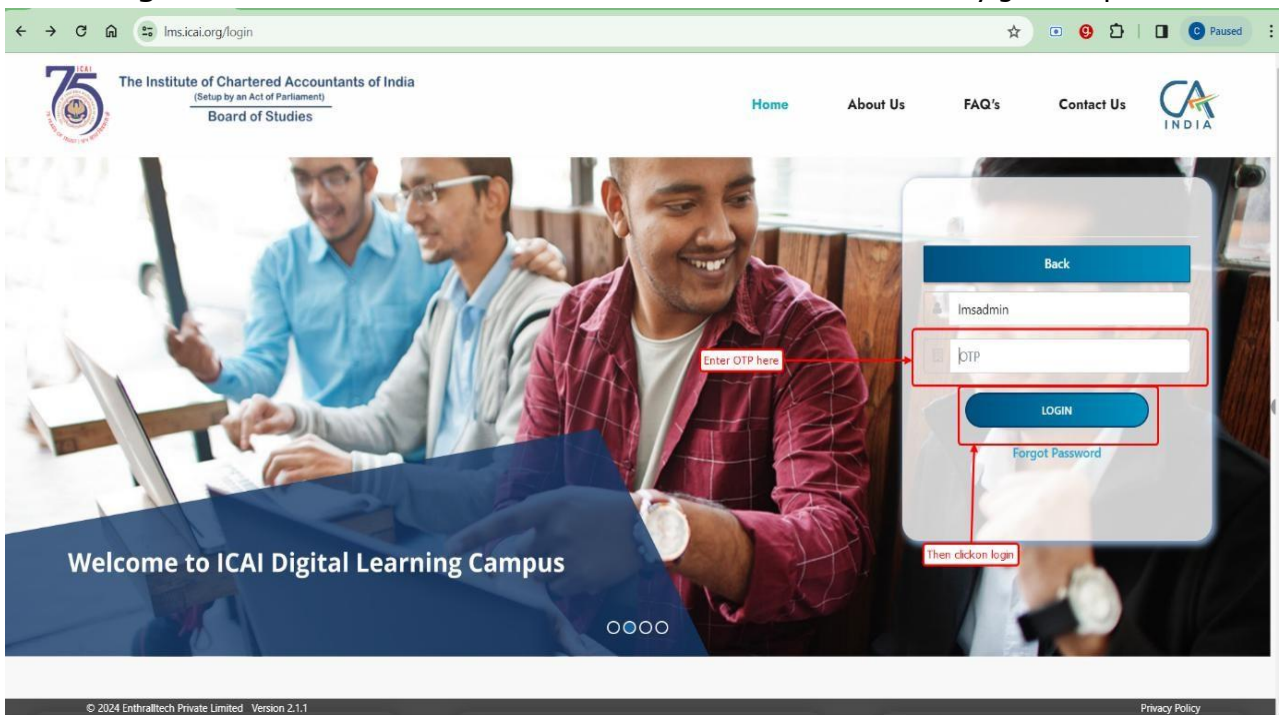
The screenshot shows a web browser window with the address bar containing the URL <https://lms.icai.org/login>. The page header features the ICAI logo and navigation links: Home, About Us, FAQ's, and Contact Us. The main content area displays a blue banner with the text "Welcome to ICAI Digital Learning Campus" and a login form. The login form has two options: "Sign in with SSP" and "Login with OTP", separated by "OR". A red box highlights the URL in the address bar, and another red box highlights the login options. A red arrow points from the URL box to the login options box. The footer contains copyright information: "© 2024 Enthalltech Private Limited Version 2.1.1" and a "Privacy Policy" link.

**Last Updated on 15<sup>th</sup> May 2026**

1. **URL:** The student will open the URL of their web browser as per the above mentioned URL.

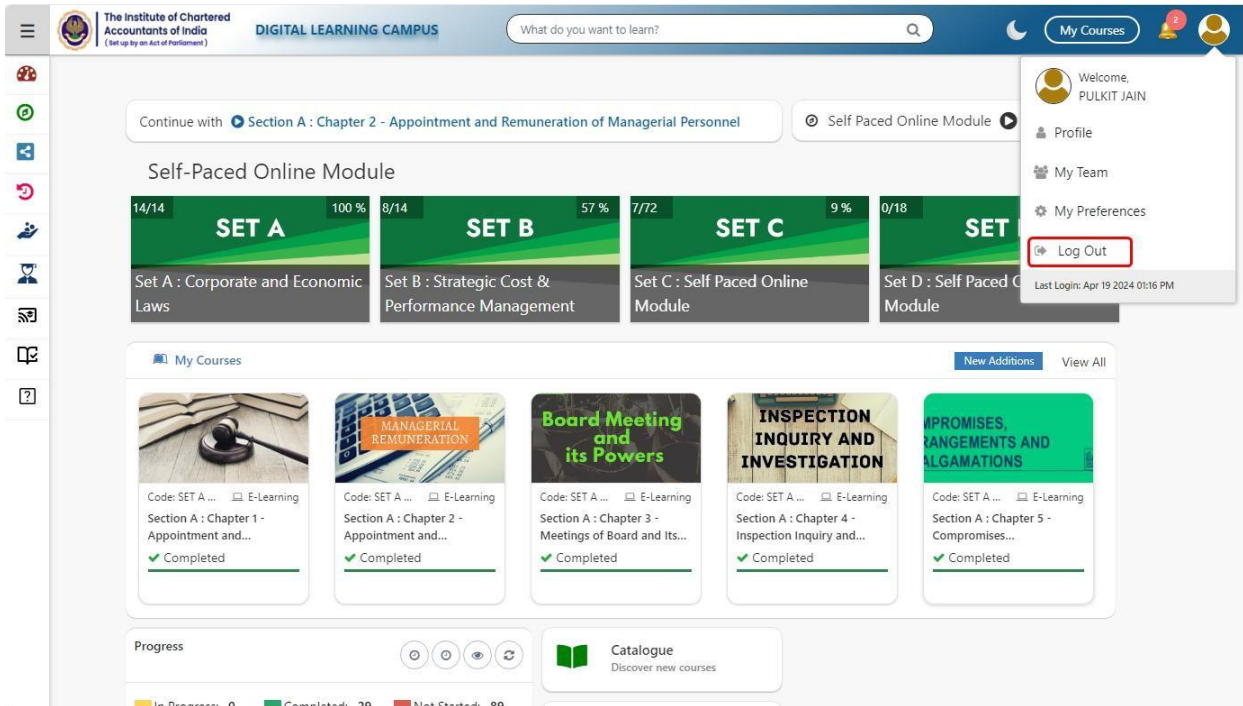


2. **Sign in with SSP:** The student will use their SRN no. to login to the LMS
3. **Login with OTP:** The student will enter their SRN no. and then they get an option to

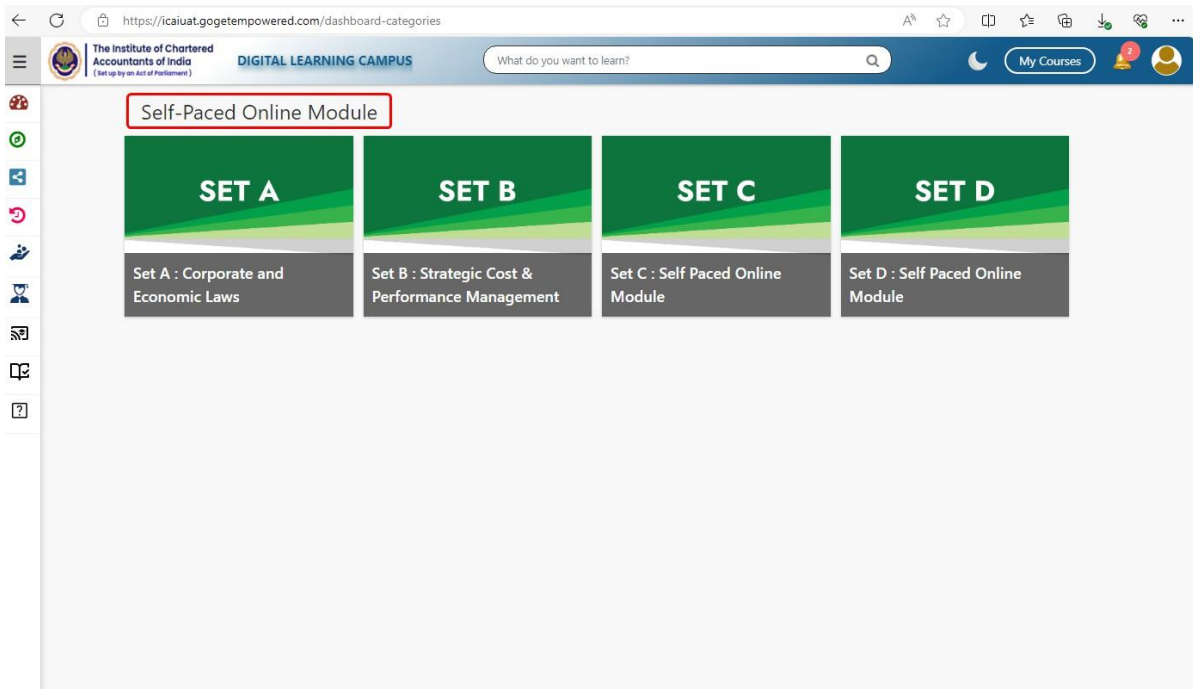


generate an OTP which will be sent directly to their registered mobile number. Refer below screenshot.

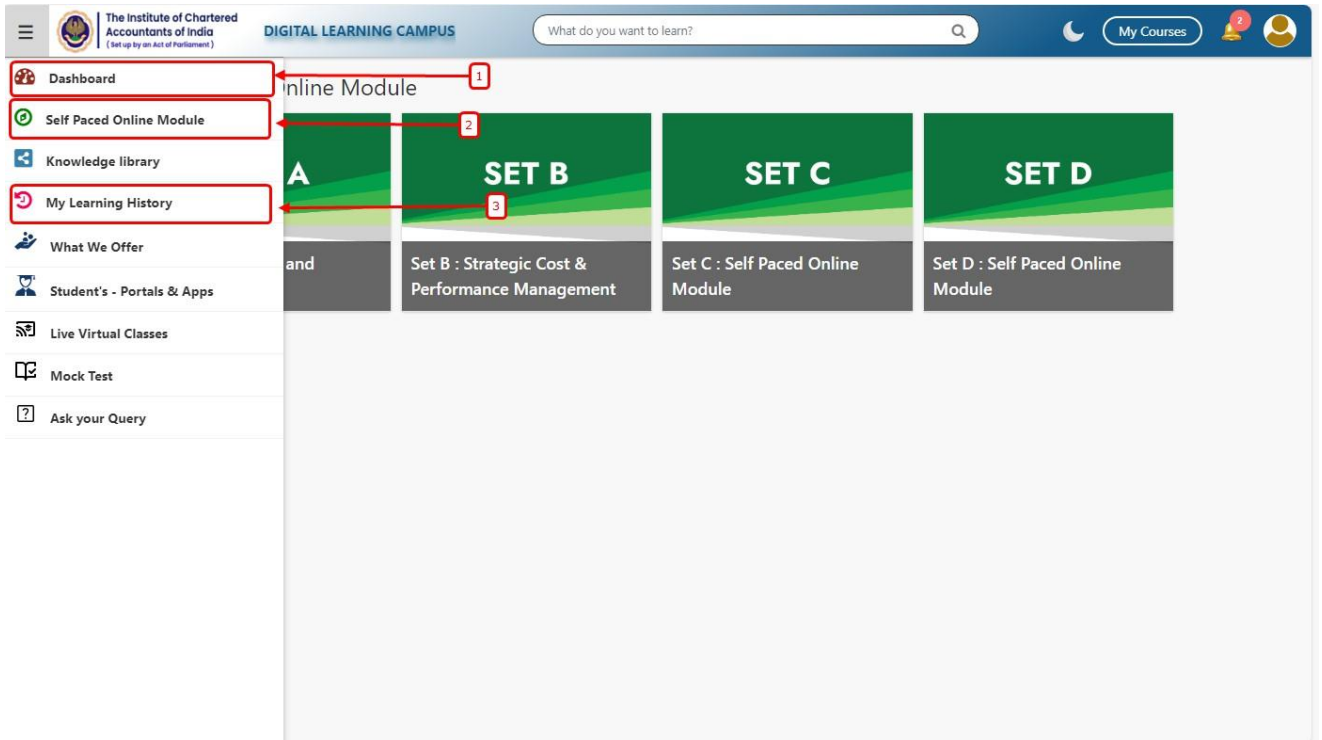
**Logout:** To logout of the system, the Student has to open their profile and click on the logout button. Refer below screenshot for the same.



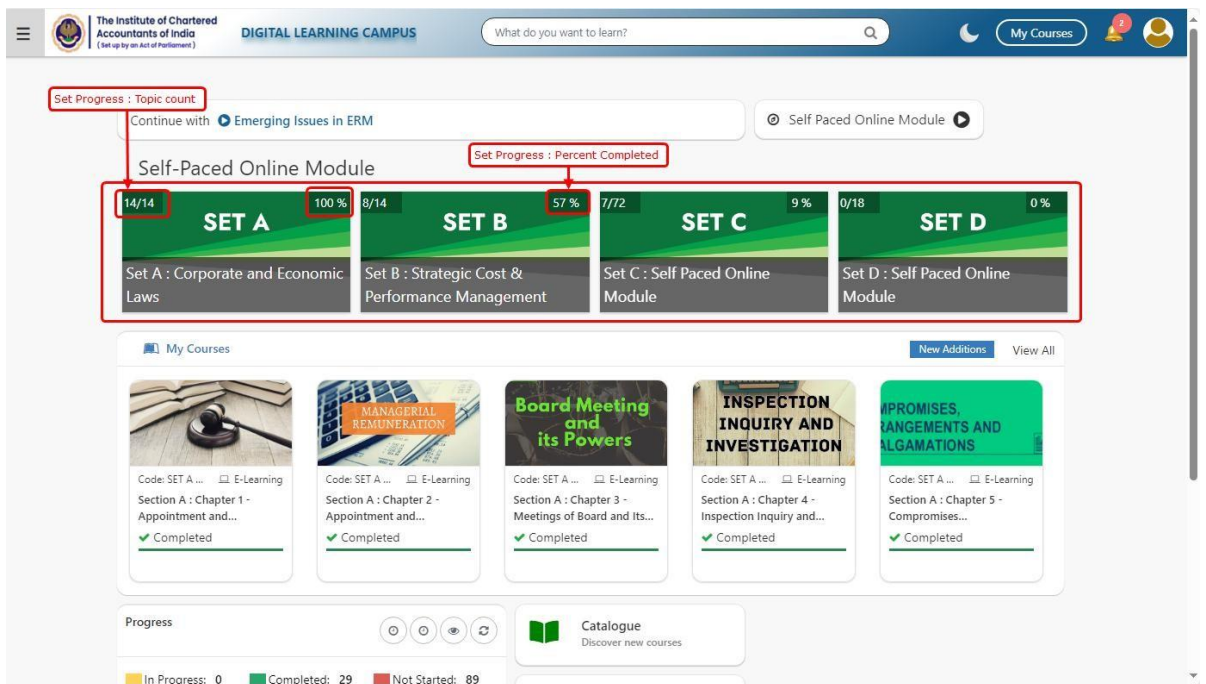
- Self-paced online module:** As soon as the user logs in to the system, they will be sent to self- paced online modules section where they will be able to view all the sets and the topics within that set by opening it. Refer to below screenshot for reference.



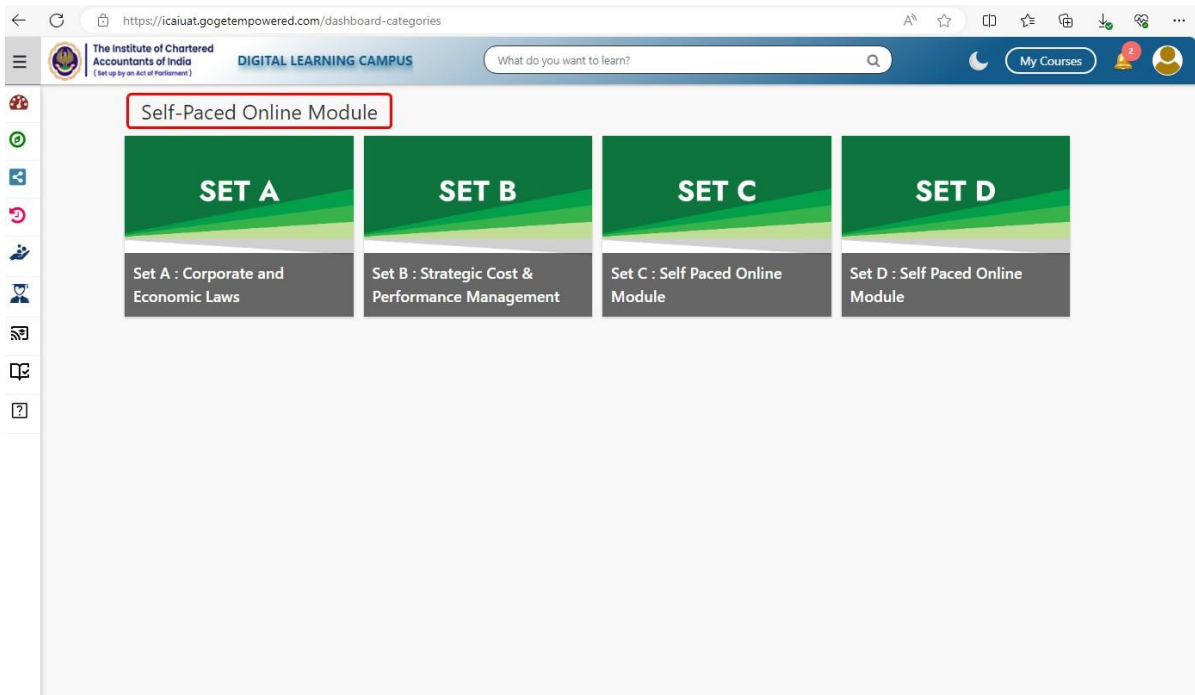
**Menu Bar:** The Student will be able to navigate through all the tabs available on the LMS as follows:



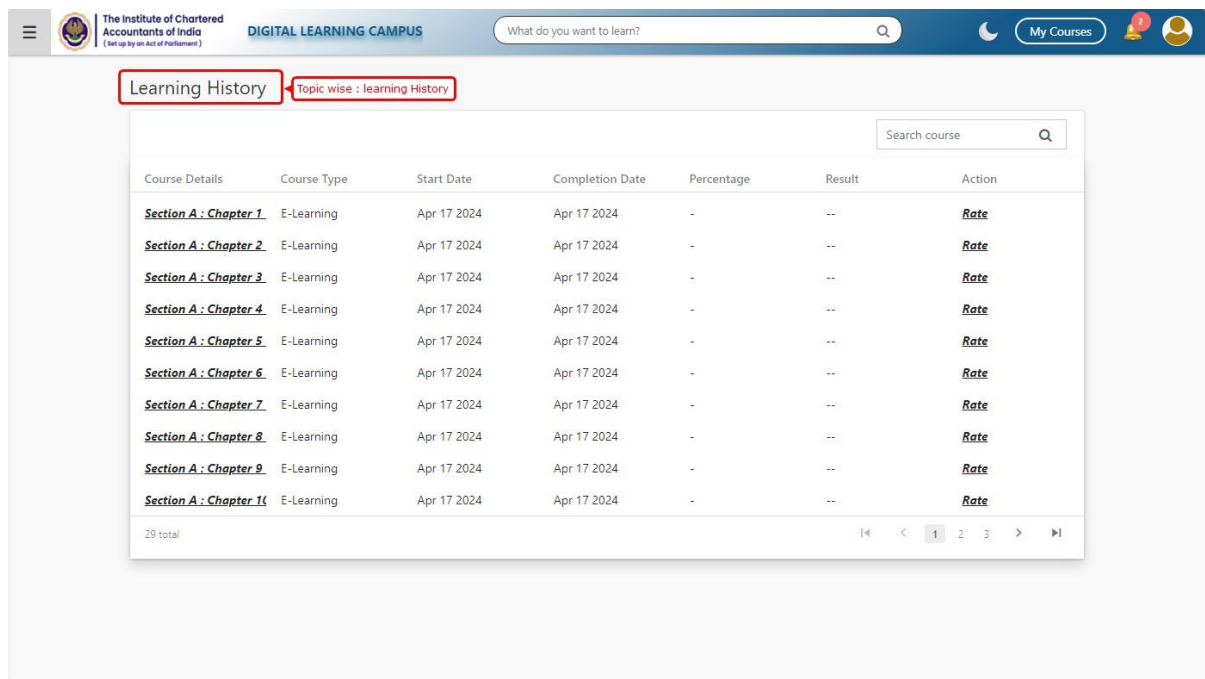
**1. Dashboard:** The Student will be able to view their personalized Dashboard and view their progress for the respective sets . refer the below screenshot for the reference.



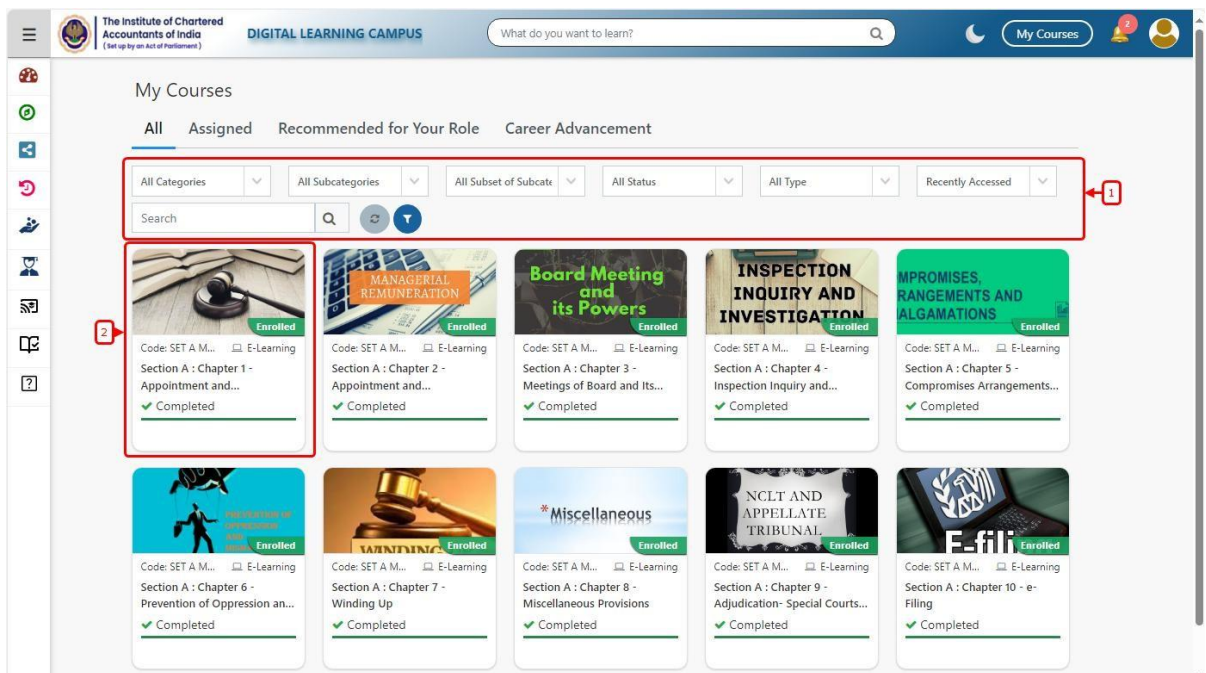
**Self-paced online Module:** The Student will be able to access all the sets and topics related to the same. For reference, please view the below screenshot.



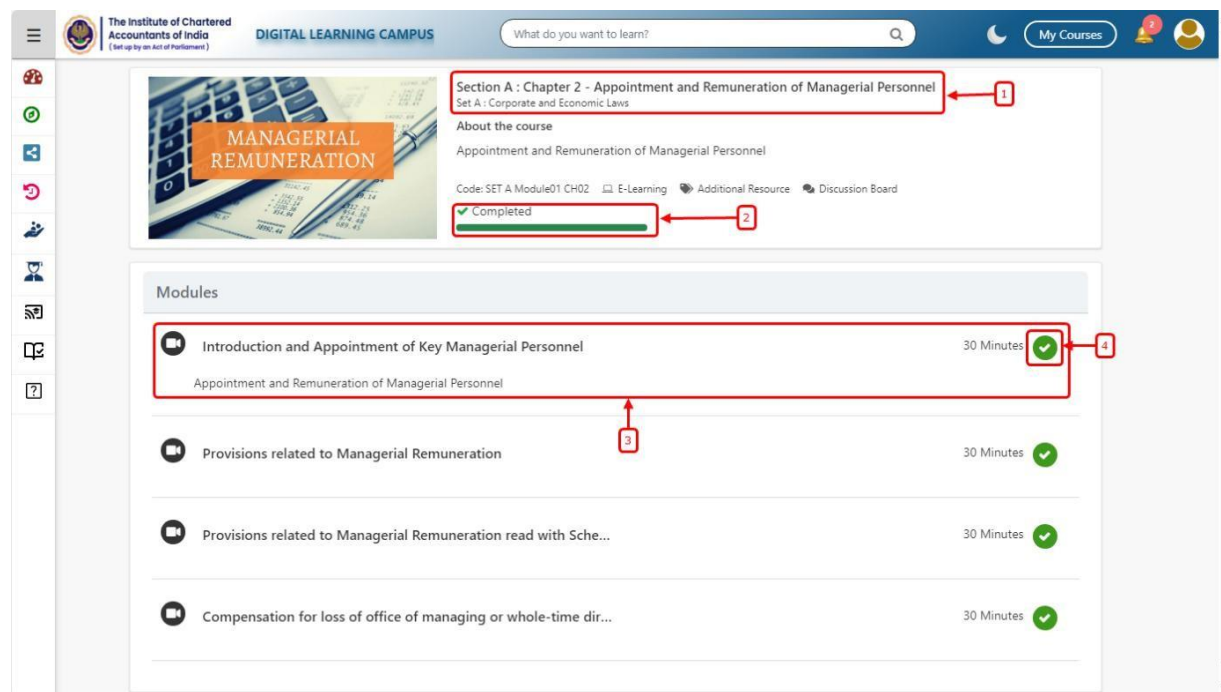
**2. My Learning History:** Student will be able to see topic wise learning history For reference view the below screenshot.



**My Courses:** Student will be able to view all the topics together irrespective of the set that the topics are in. Refer below screenshot.



1. **Filters:** Student will be able to view topics according to the filter applied.
  2. **Topics:** These are individual topics that the Student can access at any given time.
- **Topics:** These are individual topics that combine together to form a set and can be accessed through both self-paced online module tab and My courses section.



1. **Title of the topic:** This is the title of a current topic that the Student is currently accessing.
2. **Progress bar:** This bar shows the current progress of the topic that the Student is accessing currently.

3. **Content:** This is the specific content which is part of the topic.
4. **Content progress:** This shows the Student status of the content.

**Q 12: Which option to be used for login at ICAI Digital learning campus?**

Ans. You can use either Sign in with SSP or login with OTP.

**Kindly note that enters Your Registration No. only without using @icai.org after Registration No. in case using option Login with OTP.**

**Q 13: To whom I can send my complaint on any issue relating to accessing the Self-Paced online Modules.**

Ans. For Technical Assistance, Kindly Contact us at below

**Email:** [helpdeskpom@icai.in](mailto:helpdeskpom@icai.in)

**Mobile No:** 9689908089 and 7030940882

**Q 14: How do I know the eligible Modules of SPOM SETs to be qualified?**

Ans. Student can send Query at [final4@icai.in](mailto:final4@icai.in).

**Q 15: How do I register for the SPMT Test?**

Ans. Student can register for the SPMT through the SPMT portal (<http://spmt.icai.org> ) after completing the mandatory e-learning hours for the specific paper(s).

**In case of non-availability of slots, you are requested to contact Examination Department that conducts SPMT at [spmt\\_examhelpline@icai.in](mailto:spmt_examhelpline@icai.in)**

\*\*\*\*\*